



# 10W,28V Sub-2.7GHz RF LDMOS Transistor

## Description

The ITEH27010T2C is a 10-watt, high performance, LDMOS transistor, designed for any general applications at frequencies up to 2.7GHz. **It is based on air cavity plastic package named as T2C with outline highly compatible as TO270 from other suppliers**



## Features

- High Efficiency and Linear Gain Operations
- Integrated ESD Protection
- Excellent thermal stability, low HCI drift
- Large Positive and Negative Gate/Source Voltage Range for Improved Class C Operation
- Pb-free, RoHS-compliant

## Suitable Applications

- RF power amplifiers for CW applications
- Industrial, scientific and medical applications
- Broadcast transmitter applications
- 

**Table 1. Maximum Ratings**

Rating	Symbol	Value	Unit
Drain--Source Voltage	$V_{DSS}$	+65	Vdc
Gate--Source Voltage	$V_{GS}$	-10 to +10	Vdc
Operating Voltage	$V_{DD}$	+28	Vdc
Storage Temperature Range	$T_{stg}$	-65 to +150	°C
Case Operating Temperature	$T_c$	+150	°C
Operating Junction Temperature	$T_j$	+225	°C

**Table 2. Thermal Characteristics**

Characteristic	Symbol	Value	Unit
Thermal Resistance, Junction to Case $T_c=85^\circ\text{C}$ , DC test, <b>device soldered on heatsink directly</b>	$R_{\theta JC}$	1.7	°C/W

**Table 3. ESD Protection Characteristics**

Test Methodology	Class
Human Body Model (per JESD22--A114)	Class 2

**Table 4. Electrical Characteristics** ( $T_A = 25^\circ\text{C}$  unless otherwise noted)

Characteristic	Symbol	Min	Typ	Max	Unit
Drain-Source Voltage $V_{GS}=0, I_{DS}=100\mu\text{A}$	$V_{(BR)DSS}$		65		V
Zero Gate Voltage Drain Leakage Current ( $V_{DS} = 28\text{V}, V_{GS} = 0\text{V}$ )	$I_{DSS}$	—	—	1	$\mu\text{A}$
Gate--Source Leakage Current	$I_{GSS}$	—	—	1	$\mu\text{A}$

## DC Characteristics



( $V_{GS} = 11\text{ V}$ , $V_{DS} = 0\text{ V}$ )					
Gate Threshold Voltage ( $V_{DS} = 28\text{ V}$ , $I_D = 600\ \mu\text{A}$ )	$V_{GS(th)}$	—	2	—	V
Gate Quiescent Voltage ( $V_{DD} = 28\text{ V}$ , $I_D = 100\text{ mA}$ , Measured in Functional Test)	$V_{GS(Q)}$	—	2.8	—	V

**Load Mismatch (In Innogrations Test Fixture, 50 ohm system):**  $V_{DD} = 28\text{ Vdc}$ ,  $I_{DQ} = 100\text{ mA}$ ,  $f = 915\text{ MHz}$

VSWR 10:1 at 80W pulse CW Output Power	No Device Degradation
--	-----------------------

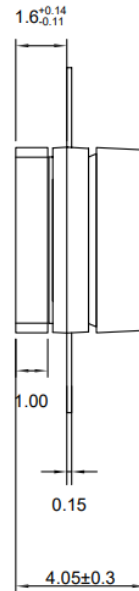
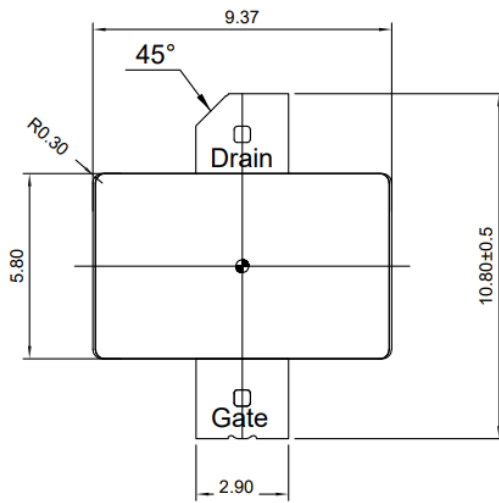
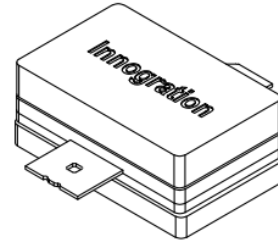
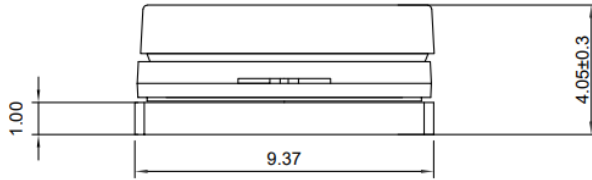


### Package Outline

Flanged ceramic package; 2 leads

## T2C POD

Rev.01 (2026.01.20)



Unit:mm  
Tolerances(unless specified): x.x ±0.1

OUTLINE VERSION	REFERENCE			EUROPEAN PROJECTION	ISSUE DATE
	IEC	JEDEC	JEITA		
PKG-T2C					2018.1.31



## Revision history

Table 7. Document revision history

Date	Revision	Datasheet Status
2025/12/29	Rev 1.0	Preliminary Datasheet

Application data based on

## Disclaimers

Specifications are subject to change without notice. Innogrations believes the information contained within this data sheet to be accurate and reliable. However, no responsibility is assumed by Innogrations for any infringement of patents or other rights of third parties which may result from its use. No license is granted by implication or otherwise under any patent or patent rights of Innogrations . Innogrations makes no warranty, representation or guarantee regarding the suitability of its products for any particular purpose. “Typical” parameters are the average values expected by Innogrations in large quantities and are provided for information purposes only. These values can and do vary in different applications and actual performance can vary over time. All operating parameters should be validated by customer’s technical experts for each application. Innogrations products are not designed, intended or authorized for use as components in applications intended for surgical implant into the body or to support or sustain life, in applications in which the failure of the Innogrations product could result in personal injury or death or in applications for planning, construction, maintenance or direct operation of a nuclear facility. For any concerns or questions related to terms or conditions, pls check with Innogrations and authorized distributors

Copyright © by Innogrations (Suzhou) Co.,Ltd.